

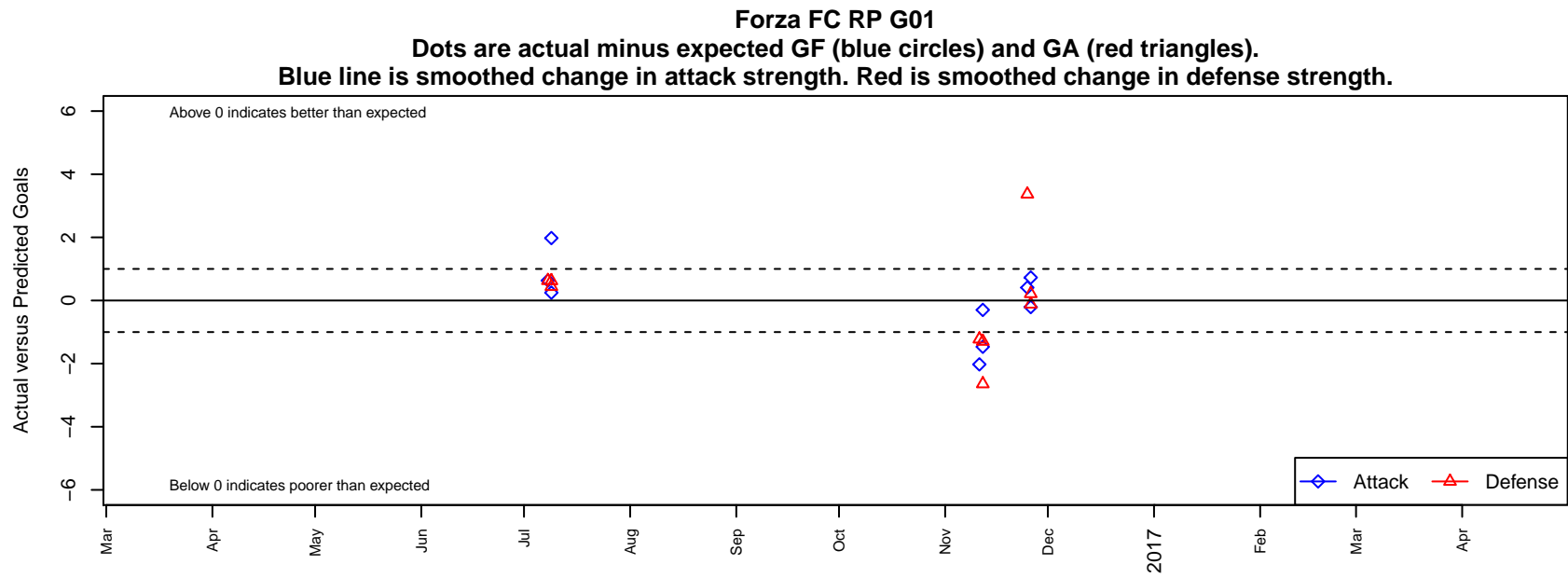
Forza FC RP G01

alt names used:

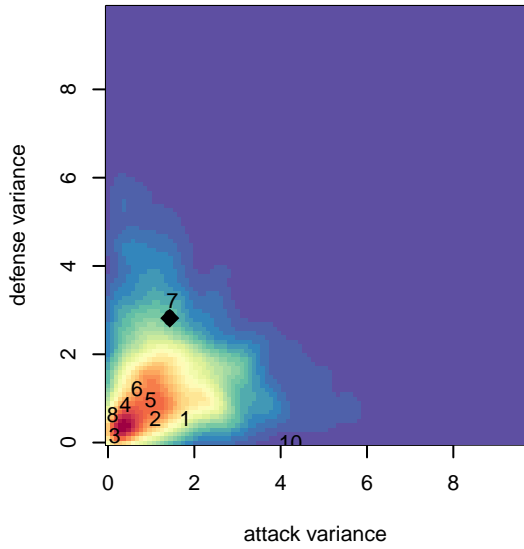
, UT
G01 total strength=1591
attack=16.46 defense=14.62

Venues played:

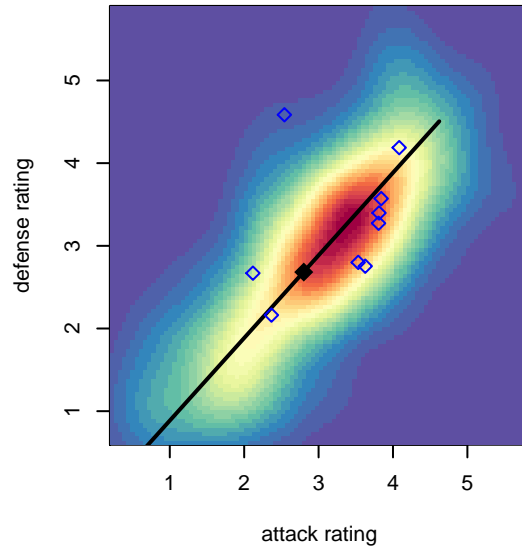
2016 Nike Crossfire Challenge Super Group U'
2016 FC Nova Fall Showcase U15/16
2016 Carlsbad Nov Nights College Showcase E



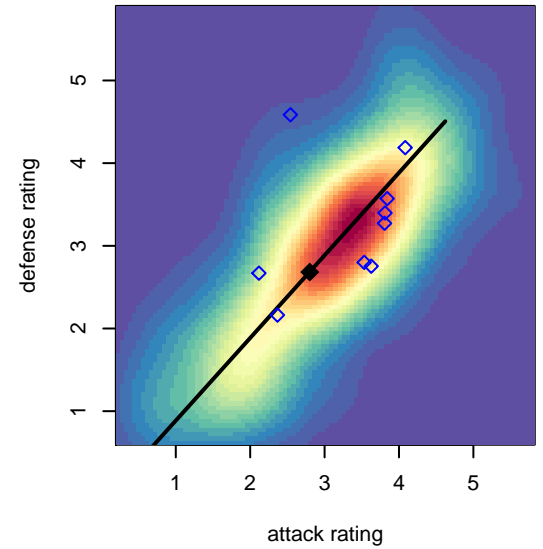
**attack and defense variance (black dot)
relative to other teams
and top 10 in region**



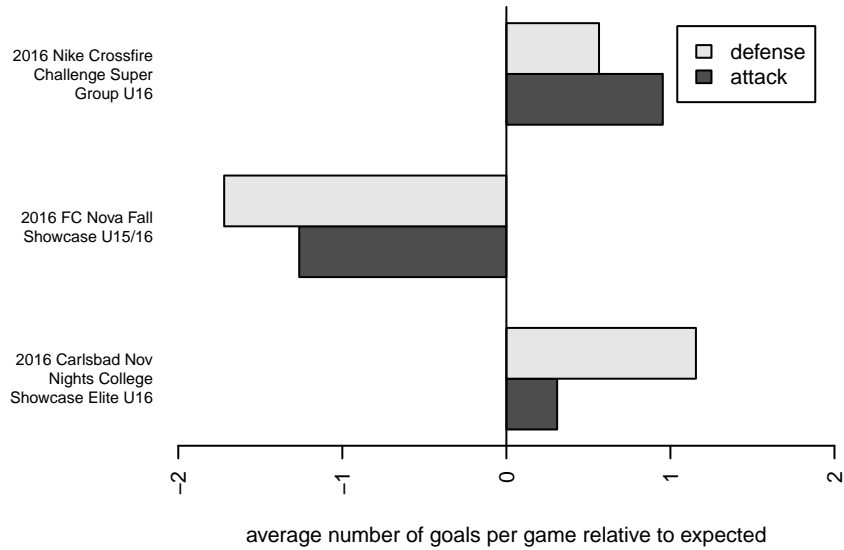
**attack and defense rating
relative to others at age
and all opponents in last 13 months**



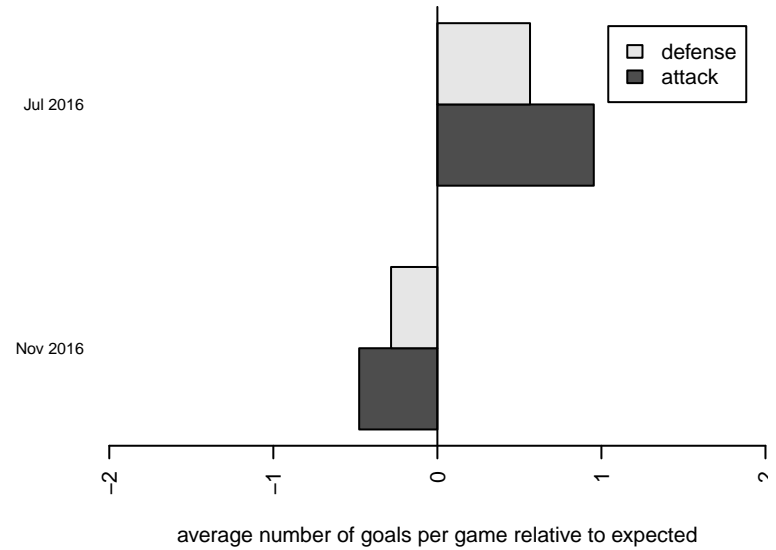
**attack and defense rating
relative to others at age
and all opponents in last 13 months**



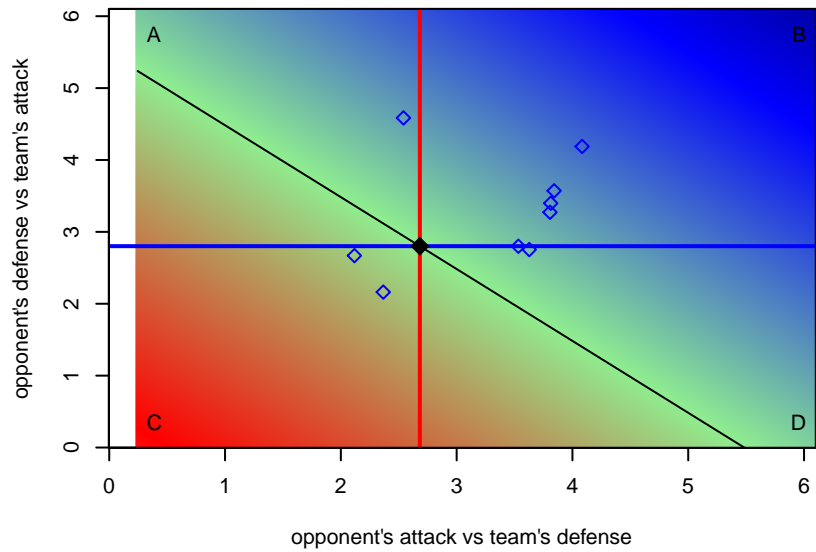
Performance relative to 13 month average



Performance relative to 13 month average



Distribution of opponents
 Red = Lose zone, Blue = Win zone, Green = Even
 Black line separates win/lose zones



lot. A=Neither has attack advantage, B=Opponent has both attack and defense advantage, C=Opponent has both attack and defense disadvantage, D=Both have

date	home		away		venue	pred.home	pred.away
2016-11-26	Forza FC RP G01	2	So Cal Blues Farrell G01	2	2016 Carlsbad Nov Nights College Showcas	1.27	2.21
2016-11-26	Forza FC RP G01	0	Union Sacramento FC G01	1	2016 Carlsbad Nov Nights College Showcas	0.21	0.88
2016-11-25	Forza FC RP G01	1	FC Premier Cypress Sabet G01	0	2016 Carlsbad Nov Nights College Showcas	0.59	3.37
2016-11-12	Forza FC RP G01	1	FC Nova Red TF G02	5	2016 FC Nova Fall Showcase U15/16	1.30	2.36
2016-11-12	Idaho Rush Nero G01	2	Forza FC RP G01	0	2016 FC Nova Fall Showcase U15/16	0.70	1.47
2016-11-11	Idaho Rush Nero G02	2	Forza FC RP G01	0	2016 FC Nova Fall Showcase U15/16	0.78	2.02
2016-07-09	GS Surf A G01	2	Forza FC RP G01	1	2016 Nike Crossfire Challenge Super Grou	2.62	0.75
2016-07-09	WA Rush G01	2	Forza FC RP G01	3	2016 Nike Crossfire Challenge Super Grou	2.44	1.02
2016-07-08	Forza FC RP G01	1	Crossfire Premier ECNL G02	3	2016 Nike Crossfire Challenge Super Grou	0.37	3.63